

4-8s join the journey

# n:Vestigate

Approaching  
Easter



## Approaching Easter

This n:vestigation breaks down the Easter story including Lent and the Last Supper. It will introduce key spiritual practices and what it means to be a Christian, including looking at what they believe. It explores the following questions:

Week 01 – **What does it mean to be a friend of God?**

Week 02 – **How can I pray?**


Week 03 – **How can I read the Bible?**

Week 04 – **What does God's forgiveness mean?**

Week 05 – **What can I tell my friends about God?**


### How it works:

Each week's n:vestigation will include Explore It! – a story about Gabby and Barney – and then there will be activities under four headings:




### Dig Deep!

- getting help from the Bible/Christian faith




### Get Mucky!

- arts, crafts and creative, practical activities




### Jump Up!

- physical activities; games and challenges



### Zoom In!

- exploring and applying interesting information and thoughts.



## Dig Deep!

**Show your Journey Bag:** Your Dig Deep! session will be based around a Journey Bag, used every week to link the activities in this part of the programme.

Inside it you'll need:


- A children's Bible
- A Walkie-talkie or toy mobile
- A Party-blower
- A Photo of your group.

Many of the Dig Deep! sessions also use additional visual aids and, where possible, these too may be hidden in the bag.



### Show your Bible:

During each Dig Deep! session there will be a Bible story to tell, a Bible verse to learn or a Bible truth to explore. You don't have to read directly from your Bible as it may be too complex for some of your group to understand. The idea, however, is to indicate that this is the book from which we can learn about Jesus and God.




### Show your Photo:

Even at this young age we want children to understand that what the Bible teaches has relevance to their everyday lives. Some weeks you'll be asked to get your Photo out to help the group focus on the way they treat one another or how they relate to their friends.



### Show your Walkie-talkie:

Prayer is primarily about communicating with God. We suggest you take the Walkie-talkie out when you're ready to pray as a symbol of your conversation with God. The programme explores a range of creative ways to pray with your group.



### Show your Party-blower:

Finally there should be a Party-blower in your bag to represent the fact that God loves us to worship Him and to enjoy being in His presence. Each week there will be a song or some other form of worship. At this point in the programme get out the Party-blower, celebrate and have fun!

n:vestigation:

## Approaching Easter

### Each week you'll need:

General resources such as pencils, paper, felt-tips, colouring pencils, pens, glue, scissors, sticky tape, pictures of Gabby and Barney, and your Journey Bag.

### Week 01:

Copies of Resource Sheet A (Paper doll chain), scraps of wool/fabric, and googly eyes.

### Week 02:

Large stones, marker pens or paints, jam jars, glycerine, glitter, washing-up liquid, food colouring, PVA glue or strong tape, or snow globes bought from somewhere like Baker Ross, and a list of topics to pray for.

### Week 03:

Copies of Resource Sheet B (Lord's Prayer), bowl of water, soap, paper towels, a tray, 10-20 small everyday items, paper, pens, and a towel/blanket to cover the tray OR the ability to show the following YouTube clip – <https://youtu.be/59ypEF4Mx3Q>, and copies of Resource Sheet C (Bible facts quiz).

### Week 04:

Dice, copies of Resource Sheet D (Tearing a cross), magazines and newspapers to cut up, and the facilities to show a YouTube clip – <https://www.youtube.com/watch?v=MBgEH-lq0zA>.

### Week 05:

Twigs or sticks, pot with sand or soil, copies of Resource Sheet E (Egg shapes), wool, a Bible, and something red, orange and green.

# What does it mean to be a friend of God?

**Aim:**

To explore the different ways we can become a friend of God e.g. by spending time with Him.



**Explore It!**

It was Monday morning and Gabby woke up early before her alarm went off. She was so excited to be going back to school to see her friends. Last night she'd laid out all her uniform ready. She hadn't seen many of her friends during the school holiday and was really looking forward to finding out what everyone had been up to. 'Gabby, come and get your breakfast,' called her Mum. 'OK, coming, I'm just looking for something.' Gabby had made a special present for her friend Barney and now she couldn't find it. Her Mum called again, 'Gabby, what are you doing? You're going to be late. Barney will be here any minute.' Gabby came downstairs looking very sad. 'Whatever's the matter,' said her Mum. 'I thought you were looking forward to going back to school.' 'I am Mum, but I made something special for Barney, to thank him for being such a good friend and now I can't find it.' Just then there was

a knock on the door and Gabby went to open it. There stood Barney with a new rucksack and a present in his hand. 'Hi Gabby, what's up? You look fed up, here I got this for you!' 'Oh, thanks Barney, that's so kind of you. You're such a good friend. I had something for you too, but I've lost it! I'm a rubbish friend,' said Gabby sadly. 'Please don't worry,' said Barney. 'I'm sure you'll find it later... and you're not a rubbish friend! Come on, let's go to school, we can chat on the way.' **What does it mean to be a friend? Let's n:vestigate!**



**Dig Deep!**

**You'll need:**  
Your Journey Bag.



**Length of activity:**  
10 minutes.

**Note to leaders/parents/carers:**  
If you're delivering this session online you may wish to share your screen with the Bible passages written out. A children's Bible would be more appropriate than a translation such as NIV.

**What can we learn from Jesus?**



**Show your Bible:** There are two passages for you to read and then questions to discuss as a group.

Firstly, read Luke Ch.4:1-13 (the temptation of Jesus). In this passage about temptation, the devil tried to make Jesus do wrong things. What can we learn from the way Jesus answered and behaved?

Next read Matthew Ch.21:1-9 (Jesus rides into Jerusalem). In this passage we see how Jesus travelled into Jerusalem. Would a king usually enter a town on a donkey? What sort of clothes might a king wear? And would he be on his own? What can we learn from the way Jesus entered Jerusalem?




**Show your Photo:** Ask how Jesus acted in both these situations you've just read in the Bible e.g. prayerful, calm, humble. If we try to follow His example, how could us acting in these ways make us better friends?



**Show your Walkie-talkie:** Say a prayer thanking God for giving us Jesus as an example and for our friends. Ask God to help everyone be kind, caring and considerate to their friends. Remind the group that they can speak to God at any time, anywhere. He can be one of our friends too!





### Get Mucky!

**You'll need:** Paper, pens, scissors, copies of Resource Sheet A (Paper doll chain), scraps of wool/fabric, and googly eyes.

**Length of activity:** 10 minutes.

#### Note to leaders/parents/carers:

If you're face-to-face in a GB group, make sure you hand out the equipment in a socially-distanced manner. If you're doing this online make sure you let parents know the equipment their children will need in advance of the session or deliver it to their house beforehand.

#### Chain of friendship

Using Resource Sheet A (Paper doll chain), get your group members to each cut out a chain of friends. Then decorate them. The children could display their finished artwork somewhere at home to remind them they're loved by their friends, or you could use the artwork on your GB noticeboard or for a display at your meeting place.



### Jump Up!

**You'll need:**

**Length of activity:** 10 minutes.


#### Note to leaders/parents/carers:

If you're face-to-face in a GB group, make sure you play this in a socially-distanced manner. If you're doing this online, you can get the children to do the actions on the spot in front of their camera.

#### Gabby says...

All children find a space in the room to play Gabby Says (a version of Simon Says!). Usual Simon Says rules apply, if Gabby doesn't 'say' but a child does the action, they're out. Ask the children is it good to always do what your friends say – why or why not?





### Zoom In!

**You'll need:** Paper and pens.

**Length of activity:**  
15 minutes.


### Note to leaders/parents/carers:

If you're face-to-face in a GB group, make sure you hand out the equipment in a socially-distanced manner. If you're doing this online make sure you let parents know the equipment their children will need in advance of the session or deliver it to their house beforehand. If you're doing this session online, you could use the chat function, if the girls are reluctant to speak out.

### Being friends with God

Ask the children to think about what they like most about their friends. Collect all their ideas and value every suggestion.

Discuss what it might mean to be a friend of God. Is it the same as with your actual friends? Again collect the children's ideas.



Then suggest that in the same way we enjoy spending time with our friends and getting to know them, we should try and spend time with God and get to know Him better.

Get everyone to draw around one of their hands. Can they think of five different ways we can spend time with God? On each finger, write one way we could spend more time with God.

Some suggestions could include talking to Him, reading the Bible, praising and thanking Him, enjoying His creation, and writing or drawing 'special' verses from the Bible.

### Recap

**Let's share with Gabby and Barney what it means to be a friend of God.**

In the same way we enjoy spending time with our friends and getting to know them, we should try and spend time with God and get to know Him better.

## How can I pray?

### Aim:

To explore the value of praying and how we can do it.



### Explore It!

Gabby and Barney were going out onto the school playing field for a game of rounders. The teacher had chosen the team captains. Barney stood up straight and smart, trying to get himself noticed. Some of the children started to point at themselves saying 'Chose me, me, me!' 'Just wait quietly,' said the teacher. 'You'll all be chosen.' Gabby didn't really like rounders much, she could never hit the ball and, in a previous game, there had been that awful time when she missed a catch and everyone blamed her because they lost the match. She waited and waited and sure enough she was the last one to be picked. Gabby's team was going to bat first and she was dreading it, she knew what was going to happen. Poor Gabby, she didn't know what to do! **Could you think of a way to help Gabby? Let's n:vestigate!**



### Dig Deep!

#### You'll need:

Your Journey Bag, large stones, and marker pens or paints.



**Show your Walkie-talkie:** In the Bible reading, we learn how Jesus found Himself in difficult situations and needed to find ways to cope. Do the children know what Jesus did? He took Himself to a quiet place and prayed.

#### Length of activity:

15 minutes.

In our Gabby and Barney story today, Gabby found herself in a difficult situation. She couldn't just walk away from the game, but perhaps she could have prayed and asked God to help her. Can the children think of a difficult time when they prayed to ask God to help them? Or maybe there's something they can think of, that they'd like to ask God for His help with now? Have your own suggestions ready if necessary. If you're running this activity online and the children are shy of talking out-loud, they could use the chat function to answer. Pray as a group, using their suggestions. Make sure the children know prayers can be both spoken out-loud or said in their heads.

#### Help at tough times



**Show your Bible:** Read the Bible passage Mark Ch.14:17-50 (which covers the last supper, praying in Gethsemane, and Jesus being betrayed by Jesus) or show the suggested YouTube clip. As it's a long passage it might be easier for you to tell the children a shorter version of it in your own words or break the story up into chunks and check the children are following along ok.


#### Note to leaders/parents/carers:

If you're delivering this session online you may wish to share your screen with the Bible passage written out. A children's Bible would be more appropriate than a translation such as NIV or you could show a cartoon version such as the one at <https://www.youtube.com/watch?v=7qblvoi9Uq8>. If you're face-to-face in a GB group, make sure you hand out the equipment in a socially-distanced manner. If you're doing this online make sure you let parents know the equipment their children will need in advance of the session or deliver it to their house beforehand.



**Show your Party-blower:** Using a large stone and some marker pens or paints, get the children to write one of the following words or one of their own choice – hope, love, comfort, peace, joy – and then add some decorations. Explain that when we pray to God these are things He gives us to help us through tough times.





### Get Mucky!

**You'll need:** Jam jars, glycerine (can be bought from most chemists), glitter, washing-up liquid, food colouring, water, and PVA glue or strong tape. Or, snow globes can be bought from

somewhere like Baker Ross.

**Length of activity:** 20 minutes.

### Note to leaders/parents/carers:

If you're face-to-face in a GB group, make sure you hand out the equipment in a socially-distanced manner. If you're doing this online make sure you let parents know the equipment their children will need in advance of the session or deliver it to their house beforehand.

### Hand your worries to God

Get the children to take their jam jar and half fill it with glycerine, then top up with water to within about 10mm from the top. Then they should add a few drops of food colouring and some glitter. Finally they should add a drop of washing-up liquid so the glitter doesn't cling to the surface of the water.

Next they can either put some PVA glue on the inside of the lid before screwing the lid on very tightly or use strong tape around the join. Allow the lid to set for about 10 minutes before use.

Explain that as they gently shake the jar/snow globe and watch the glitter settle, they can spend time breathing slowly and handing all their worries to God.



### Jump Up!

**You'll need:** A list of topics to pray for.

**Length of activity:** 10 minutes.

### Prayers up, out and in

Read a list of prayer topics that fit into the following three themes and for each one the children should decide if it's a Prayer up, out or in and then do the relevant action. The last child to do so each time is 'out'.

#### Prayers up

(action – point up with both arms) – prayer topics towards God e.g. thank you for my family.


#### Prayers out

(action – wrap arms around like you're about to hug someone) – prayer topics for the world around us e.g. events in the news.

#### Prayers in

(action – point with both hands at yourself) – prayer topics reflecting on yourself e.g. I'm sorry God that I shouted at my sister.






### Zoom In!

**You'll need:** The stones decorated in Dig Deep!

**Length of activity:**  
5 minutes.

#### Being with God

Tell the children that if they want to ask for God's help, they could use their stone to help them focus as they pray to God. They could hold it in their hands and spend a few moments asking God to be near them.



#### Recap

Let's share with Gabby and Barney what it means to pray.

It's important to talk to God in prayer and share with Him. We can ask for help in tough times, praise Him for the good things in our life, and ask for forgiveness when we mess up.

## How can I read the Bible?

### Aim:


To explore the value of reading the Bible and how we can do it.



### Explore It!

'Don't look Gabby,' said Barney, as he laid out several items on a tray. Gabby and Barney were playing Kim's Game and it was Gabby's turn to remember all the items. Barney carefully uncovered all the things on the tray and Gabby started to look at them. 'You've got 30 seconds to memorise as many of these things as possible,' said Barney. 'That's not very long,' replied Gabby. There was a pencil, paperclip, eraser, book, mobile phone, toy car, pieces of LEGO, an apple, and some sweets. Gabby kept repeating the names of the items over and over again. 'Right, that's it, time's up,' said Barney. 'Gosh, that wasn't very long,' said Gabby. 'I don't think I'm very good at remembering things, but I'll try!' Gabby remembered most of the items but got really stuck on the last two and asked Barney for help. 'Barney,' said Gabby. 'This game reminds me of the Bible reading where Jesus said "Do this to remember me".' 'Yes, it does,' said Barney. 'I bet there are loads of verses in the Bible that it would be

good to learn and try to remember, but it's such a big book. It's difficult to know where to start. **I wonder where we should begin?** Let's n:vestigate!



### Dig Deep!

**You'll need:**  
Your Journey Bag.



**Length of activity:**  
10 minutes.

### Note to leaders/parents/carers:

If you're delivering this session online you may wish to share your screen with the Bible passage written out. A children's Bible would be more appropriate than a translation such as NIV.

### Jesus and Pilate




**Show your Bible:** There is a passage for you to read and then questions to discuss as a group. Read Luke Ch.23:1-5. Ask the children - how did Jesus behave when He was being asked questions? Did Pilate think Jesus had done anything wrong? After the first section of the passage, Jesus was sent to Herod and in Verse 15 Herod also said Jesus hadn't done anything so bad that meant He should be killed. But the crowd disagreed, so Pilate offered the crowd a choice. Then read Luke Ch.23:13-25. Ask the children - what did Pilate decide should be done? What do you think about the decision Pilate made? Was it fair? How did Jesus respond?



**Show your Photo:** Explain that the story of Jesus is in the Bible but there are lots of other stories about every day people just like us and how they experienced God. We can turn to the Bible for encouragement, comfort, wisdom, and to find out more about Jesus. The Bible is often called the Word of God.



**Show your Walkie-talkie:** Say a prayer thanking God for the gift of the Bible and asking that we'd all be more enthusiastic to read it and find out more about Him.



### Get Mucky!

**You'll need:** Copies of Resource Sheet B (Lord's Prayer), bowl of water, soap, and paper towels.

**Length of activity:** 15 minutes.



### Jump Up!

**You'll need:** A tray, 10-20 small everyday items, paper, pens, and a towel/blanket to cover the tray OR the ability to show the following YouTube clip – <https://youtu.be/59ypEF4Mx3Q>

**Length of activity:** 15 minutes.

#### Note to leaders/parents/carers:

If you're face-to-face in a GB group, make sure you hand out the equipment in a socially-distanced manner. If you're doing this online make sure you let parents know the equipment their children will need in advance of the session or deliver it to their house beforehand. If you're doing this online, you could display the words of The Lord's Prayer on your screen.

#### Note to leaders/parents/carers:

If you're playing version 1 of this online, you might want to take a photo(s) to display of your tray. If you're playing version 2 then the YouTube clip could be used (if you didn't use it before in GB's *Being Together* programme).

#### The Lord's Prayer

Give each child a bowl of water, a small amount of soap and some paper towels.

Explain to the group that you're going to spend a few minutes washing your hands and, as you do this, you'll say the Lord's Prayer together. The Lord's Prayer is in the Bible and Jesus taught it to His disciples when they asked Him to teach them to pray. We suggest a leader/carer/parent says a line of the prayer and then the children repeat it.

When you've finished, ensure the children dry their hands. Give out the copies of Resource Sheet B (Lord's Prayer) for the children to decorate.

#### Kim's Game


In this week's story Gabby and Barney were playing Kim's Game, now it's your group's turn to play!

Prepare a tray of small items that the children will know the names of. Then this game can be played two ways:

- Display the tray for one minute to the children and ask them to study it carefully. Once the minute is up, cover the tray and ask the children to write down as many items as they can remember from the game. The person with the most correct items listed is the winner.
- **OR**, display the tray for one minute to the children and ask them to study it carefully. Once the minute is up, without letting them see, remove some items. Reveal the tray again and ask the children what's missing.

Explain that in this game the children had to memorise what went where on the tray. In a similar way we can memorise Bible verses and passages.





### Zoom In!

**You'll need:** A copy of Resource Sheet C (Bible facts quiz) for the leader/parent/carer.

**Length of activity:** 10 minutes.

### Note to leaders/parents/carers:

If you're playing this online, you might want to display the questions on screen for the children to see.

### Bible facts quiz

Use Resource Sheet C (Bible facts quiz) to find out more facts about the Bible and teach the children some more about it. Do they know how to look up a passage or Bible reference? If not, teach them.



### Recap


Let's share with Gabby and Barney what it means to read the Bible.

We can turn to the Bible for encouragement, comfort, wisdom, and to find out more about Jesus. The Bible is often called the Word of God.

## What does God's forgiveness mean?


### Aim:

To explore that God forgives us no matter what we've done, if we ask Him to.



### Explore It!

Barney was sitting on his own, across the other side of the classroom was his friend Jimmy. They were waiting for their teacher to come back. Barney was feeling really cross and Jimmy was trying to hide the occasional snuffle, but his eyes were full of tears. Suddenly their teacher Mrs Bridge came into the classroom. 'OK. Barney and Jimmy we need to have a chat and find out what happened in the playground during breaktime,' she said. Jimmy started crying and said 'It was Barney's fault. He didn't get a goal, it was a foul, so shouldn't be allowed.' 'That's not true,' said Barney. 'It was a good goal and treading on your foot isn't a foul! It was an accident!' Mrs Bridge listened carefully to what both boys had to say and then she suggested that maybe they'd both reacted a bit quickly and perhaps if they apologised to each other, that would help them feel better about the situation. 'Umph,' said Jimmy. 'Alright then, sorry if I upset you Barney!' 'That's OK,' said Barney. 'I'm sorry I trod on your foot. Would you like to be on my team during lunchtime?' 'Ooo yes please, you're so good at football,' said Jimmy. 'Well done boys, now off you go and get back to your maths,' said Mrs Bridge. **What does it mean to forgive someone? Let's n:vestigate!**



### Dig Deep!

**You'll need:**  
Your Journey Bag.



**Length of activity:**  
10 minutes

### Note to leaders/parents/carers:

If you're delivering this session online you may wish to share your screen with the Bible passage written out. A children's Bible would be more appropriate than a translation such as NIV. You know your group, summarise or choose a version of the Bible story you feel they can cope with. If necessary announce a 'spoiler alert' and reassure them it will all be alright in the end.

### Jesus forgives Peter



**Show your Bible:** Read Matthew Ch.26:69-75. Peter was a 'good' friend of Jesus, one of His closest disciples. Ask the children - why do think Peter pretended not to know Jesus? The amazing thing

about this passage is that even though Peter messed up, and was really sad that he'd let Jesus down, Jesus forgives him. And, in the same way, when we make mistakes or get things wrong, if we're truly sorry and ask for forgiveness – Jesus will forgive us!



**Show your Photo:** Christians are people who try and live like Jesus – so because Jesus forgave others, like Peter, we should forgive people for the bad things that they may do to us too.


Sometimes this can be a process that takes years.



**Show your Walkie-talkie:** Say a prayer asking for God's help if we need to forgive someone or saying sorry to God if there's something naughty we've done and need to be forgiven for.



**Show your Bible:** Explain that in the next bit of the Bible story Jesus is crucified on a cross. He hadn't done anything wrong but He took the blame for all the bad things we've done. We call the day Jesus died Good Friday. If appropriate read this part of the story – or just these selected verses – Matthew Ch.27:32-38, 45-46, and 54.



### Get Mucky!

**You'll need:** Copies of Resource Sheet D (Tearing a cross), paper, pens, scissors, and glue.

**Length of activity:** 10 minutes.



### Jump Up!

**You'll need:** A dice.

**Length of activity:** 10 minutes.

#### Note to leaders/parents/carers:

If you're face-to-face in a GB group, make sure you hand out the equipment in a socially-distanced manner. If you're doing this online make sure you let parents know the equipment their children will need in advance of the session or deliver it to their house beforehand.

#### Tearing a cross

Using the template and instructions, get the children to make a cross by folding and then tearing their sheet of paper.

They can then decorate their cross either with words or pictures as a reminder of what Jesus has done for them.

#### Note to leaders/parents/carers:

If you're face-to-face in a GB group, make sure you play this in a socially-distanced manner. If you're doing this online, you can get the children to do the actions on the spot in front of their camera.

#### Dice actions


While Jesus was hung on a cross to die, soldiers threw a dice to see who would get His clothes.

But you can also throw a dice to have fun – such as in this game we're going to play!

Someone should throw a dice and everyone will need to know the number thrown. Each number corresponds to an action. You can either use the ideas below or ask the children to make up some of their own. For example:

- Jump up and down five times
- Turn around
- Pat your head and rub your tummy
- Star jump five times
- Running on spot, as fast as you can
- Balancing on one leg for five seconds.





## Zoom In!

**You'll need:** Pens, paper, magazines and newspapers to cut up, and the facilities to show a YouTube clip – <https://www.youtube.com/watch?v=MBgEH-1q0zA>.

**Length of activity:** 10-15 minutes.

### Jesus died for you

Get the children to draw a cross on the piece of paper. Then, using magazines or newspapers they should cut-out any letters that are in their Christian/first name. These letters should be glued inside the cross shape on their paper.

This is to remind us, that Jesus died for each of us and has forgiven us for all the wrong things we've done or thought. As the children hold their picture, pray together saying sorry and asking for forgiveness. Remind the group, that in the Bible, God's makes a promise. It says 'He has taken our sins, as far away from us, as the east is from the west' Psalm 103:12. Explain that sins are the wrong things we've done or thought.

### Note to leaders/parents/carers:

If you're face-to-face in a GB group, make sure you hand out the equipment in a socially-distanced manner. If you're doing this online make sure you let parents know the equipment their children will need in advance of the session or deliver it to their house beforehand. If you're doing this online, you might want to display an example of what you're making for the children to see.

If you have time and the ability you might like to show this YouTube clip – <https://www.youtube.com/watch?v=MBgEH-1q0zA> – He will make us clean by Doug Horley. The children could join in with the actions.



### Recap

Let's share with Gabby and Barney what it means to forgive someone.

God forgives us no matter what we've done if we ask Him to. If Jesus is our example then we should forgive those who hurt us, even though this is difficult.



# What can I tell my friends about God?

## Aim:

To explore what and how we can tell our friends about God.



Explore It!

'Wow, it's great to be in church at Easter. I love running around looking for Easter eggs,' says Gabby. 'Yes, it really is fun, and a great celebration at church too after the sadness of Good Friday and Jesus dying,' said Barney. 'And next week we have holiday club, which is brilliant fun. A whole week of playing games, doing crafts, learning about Jesus, and watching our leaders get slimed!' Gabby looked a bit fed up. 'What's the matter Gabby?' asked Barney. 'Well it's alright for you, you've got your friend Jimmy coming. I'm not sure if my friends want to come. They sometimes laugh at me because I go to church and talk about Jesus,' said Gabby. 'Have you invited any of them yet? Perhaps you might be surprised at their reply,' said Barney. **How can we tell our friends about Jesus? Let's n:vestigate!**



Dig Deep!

**You'll need:**  
Your Journey Bag.



**Length of activity:** 10 minutes.

## Jesus rises from the dead



**Show your Bible:** Explain that after Jesus had died, He was placed in a tomb. This was a very difficult time for His followers, as He'd promised He would be with them always and now some of them weren't so sure that was true. Read Matthew Ch.28:1-20 to the group. Recap, that three days after Jesus died the women went to visit the tomb and found it was empty and the stone rolled away. An angel appeared to them telling them not to be afraid, Jesus is alive, and to go and tell the disciples. Can the children think of another time when an angel appeared and said 'Don't be afraid'? When the angel Gabriel visited Mary, to tell her she was going to have a baby – Jesus, part of the Christmas story.



**Show your Party-blower:** We celebrate Jesus rising from the dead on Easter Sunday. Ask the children how else we celebrate Easter and why? e.g. eating hot cross buns which have the shape of a cross on, or eating chocolate eggs as a symbol of new life.




**Show your Walkie-talkie:** Say a prayer thanking God for sending His son Jesus to be with us. We might not be able to see him but His spirit is always with us.

## Note to leaders/parents/carers:

If you're delivering this session online you may wish to share your screen with the Bible passage written out. A children's Bible would be more appropriate than a translation such as NIV.






### Get Mucky!

**You'll need:** Twigs or sticks, a pot filled with sand or soil, pens, copies of Resource Sheet E (Egg shapes), and wool.

**Length of activity:**  
10-15 minutes.



### Zoom In!

**You'll need:** A Bible, paper and pens.

**Length of activity:**  
10 minutes

#### Note to leaders/parents/carers:

If you're face-to-face in a GB group, make sure you hand out the equipment in a socially-distanced manner. If you're doing this online make sure you let parents know the equipment their children will need in advance of the session or deliver it to their house beforehand. If you're doing this online, you might want to display an example of what you're making for the children to see.

#### An Easter tree

Get the children to push the sticks or twigs into the pot.

Next they should write on Resource Sheet E (Egg shapes) and in each egg they should write something they could tell their friends about Jesus e.g. He loves us, He forgives us, He did miracles, He was kind etc. and then decorate the shapes.

Each egg shape should be cut out and a loop of wool attached to it before being hung on the tree. It can be displayed someone to remind the children what they can tell others about Jesus.

#### Note to leaders/parents/carers:

If you're face-to-face in a GB group, make sure you hand out the equipment in a socially-distanced manner. If you're doing this online make sure you let parents know the equipment their children will need in advance of the session or deliver it to their house beforehand. If you're delivering this session online you may wish to share your screen with the Bible passage written out. A children's Bible would be more appropriate than a translation such as NIV.

#### The great command

Share that in Matthew Ch.28:19 we read that Jesus says: 'You must go to people in every country of the world. Teach them to become my disciples.' and verse 20 says 'You can be sure that I will be with you always.'

Sometimes it can be hard to tell our friends and family about Jesus, but the two key things we hear from Matthew are that Jesus has asked us to tell other people about Him and, as the angel said we shouldn't be afraid, because God will be with us always. Telling other people about Jesus has a fancy sounding word – sometimes it's called evangelism.

Can the children think of some ways they could tell others about Jesus? Get them to write them down and then share them e.g. inviting them to Girls' Brigade.





## Jump Up!

**You'll need:** Something red, orange and green.


**Length of activity:**  
10 minutes.

### Note to leaders/parents/carers:

If you're face-to-face in a GB group, make sure you play this in a socially-distanced manner. If you're doing this online, you can get the children to do the actions on the spot in front of their camera.

### Traffic lights

Jesus commanded us to tell others about Him. Traffic lights can be considered a form of command as they tell us what to do when we're driving or cycling. Hold up your different coloured items, one at a time, and ask the children to watch carefully. Each colour has a different action. Red means stand still, orange means star jumps, and green means jog. The last person to do the action each time is out until only one child remains.




### Recap

Let's share with Gabby and Barney what it means to tell our friends about God.

Jesus asked us to tell others about Him. We can do this in lots of different ways.

Resource Sheet A -  
Paper doll chain



Resource Sheet B -  
Lord's prayer

Our Father in heaven  
Hallowed be your name  
Your kingdom come  
Your will be done  
On earth, as it is in heaven  
Give us this day our daily bread  
And forgive us our sins  
As we forgive those  
who sin against us  
Lead us not into temptation  
But deliver us from sin  
For yours is the kingdom,  
The power and the glory  
For ever and ever  
Amen

**Resource Sheet C -  
Bible facts quiz**

## Did you know?

The Bible is still the **world's best-selling** book.

It's made up of a '**library**' of other books.

Does anyone know how many books are in the whole Bible? **66.**

It's divided into two sections. Do you know what they're called?  
**The Old Testament and the New Testament.**

The Old Testament is about times before Jesus was born and the New Testament takes us from Jesus birth, His death and stories of how His disciples shared the Good News about Jesus in different parts of the world.

How many books are there in the Old Testament? **39.**

How many books are there in the New Testament? **27.**

Can anyone name any books in the Bible?

What is the middle book of the whole Bible? **Psalms.**

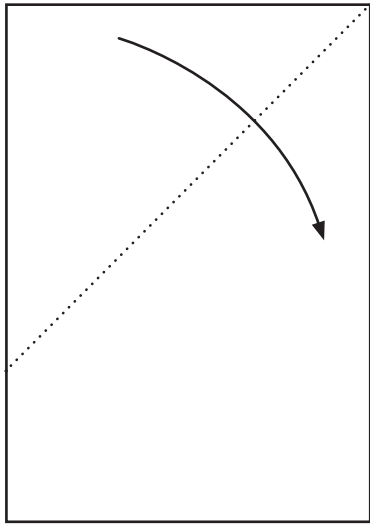
Can you name the first four books of the New Testament?  
**Matthew, Mark, Luke, John.**

Do you know what the very first story in the Bible is? **Creation.**

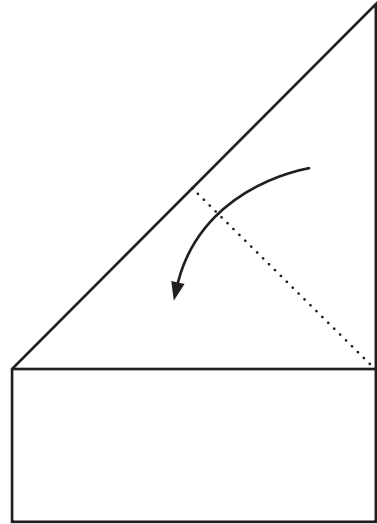
Can you remember any of the people whose stories we read in the Bible?

# Resource Sheet D - Tearing a cross

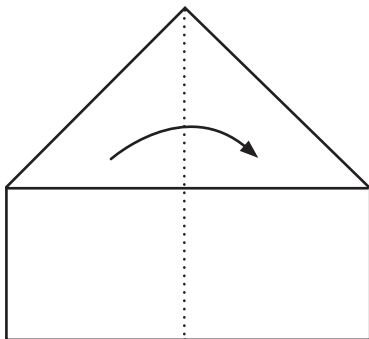
1. Fold the top corner down to the edge of the paper.



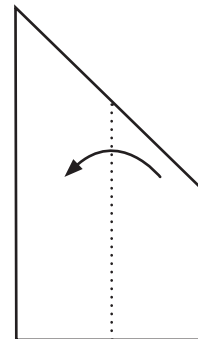
2. Fold the top right corner down.




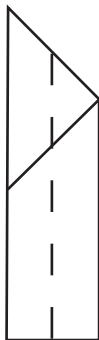
3. Fold in half along a vertical line.






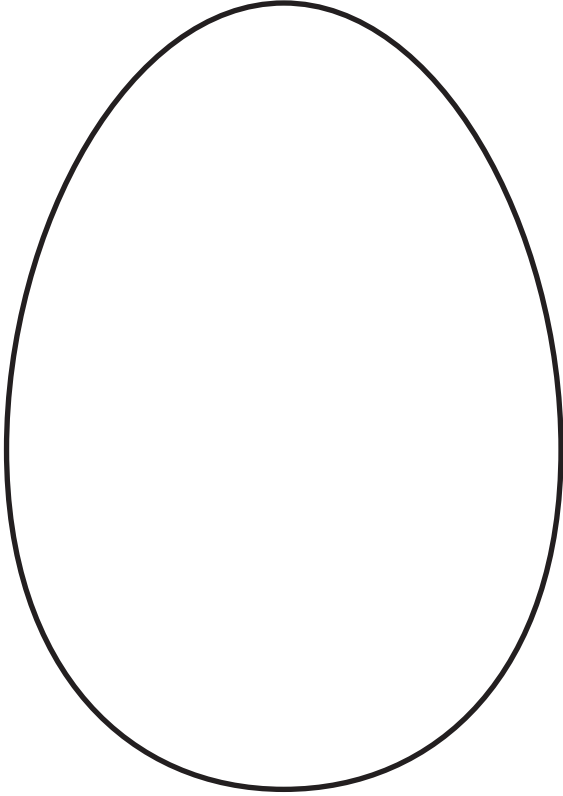
4. Fold in half vertically again.




5. Fold and cut along the vertical dashed line.



Resource Sheet E -  
Egg shapes





A large, rectangular writing area with a black border and rounded corners. The interior is filled with horizontal lines for writing. The top-left corner of the writing area is connected to a small, white, cloud-like shape. The bottom of the writing area is decorated with a black, stylized grass or foliage border.

## Why use this n:vestigation?

This n:vestigation breaks down the Easter story including Lent and the Last Supper. It will introduce key spiritual practices and what it means to be a Christian, including looking at what they believe. It explores the following questions:

- Week 01 – **What does it mean to be a friend of God?**
- Week 02 – **How can I pray?**
- Week 03 – **How can I read the Bible?**
- Week 04 – **What does God's forgiveness mean?**
- Week 05 – **What can I tell my friends about God?**

